

Light-Scattering Studies of Hydroxyethylcellulose in Water/Nonionic Surfactant Binary Mixtures Evidence for Preferential Solvation of Polymer Chains by Surfactant Micelles

Y. Boscher, F. Lafuma and C. Ouivoron

Laboratoire de Physico-Chimie Macromoléculaire (Paris VI), E.S.P.C.I., 10, rue Vauquelin,
F-75231 Paris Cedex 05, France

Summary

The following paper reports the occurrence of interactions in nonionic polymer (hydroxyethylcellulose : HEC)/nonionic surfactant (polyethylene oxide nonyl phenyl ether) systems through light-scattering studies (LS). In a given composition range of the binary mixture H_2O /surfactant, preferential solvation by surfactant micelles is observed. The variation of the preferential adsorption coefficient with surfactant concentration is governed by the size of the micelles.

Introduction

Until now, interactions of surfactants with polymers have been mainly investigated with anionic surfactant/nonionic polymer systems (1,2,3,4). Although evidence has been produced for interactions in the case of nonionic/nonionic species (5,6), they have been reported to be very weak, probably because the electrostatic repulsion acting between polar head groups is not so strong in nonionic surfactants as in anionic ones.

Experimental

Materials

HEC (WP 100 MH grade) was synthesized by BP Chemicals for the Institut Français du Pétrole. Its weight average molecular weight M_w was $1.28 \cdot 10^6$ as measured by LS and its limiting viscosity number, $14 \text{ dl}^w/\text{g}$ at 30°C ($\bar{G} = 1,800 \text{ s}^{-1}$). Polyethyleneoxide nonyl phenyl ethers were commercial products of Stepan, $(C_9H_{19}-\text{C}_6\text{H}_4-(OCH_2-CH_2)_x-OH = NP_x)$ called Polystep F₆ (NP₁₄) and F₈ (NP₂₀). The critical micelle concentrations (cmc) of NP₁₄ and NP₂₀ determined by ultraviolet spectroscopy (275nm), respectively 0.11 and 0.14 g/l , are in good agreement with literature values (7,8).

All solutions were made in Milli-Q water from Millipore system (15,000 M Ω conductivity) to which a bactericide (Procida from Hoechst) was added (50 $\mu\text{l/l}$).

Light scattering experiments

They were performed at 25°C over the angular range $30^\circ-150^\circ$ on a FICA 40 000 apparatus, home-modified with a red laser source (632nm). Refractive index increments were measured on a differential Brice-Phoenix refractometer provided with a similar laser.

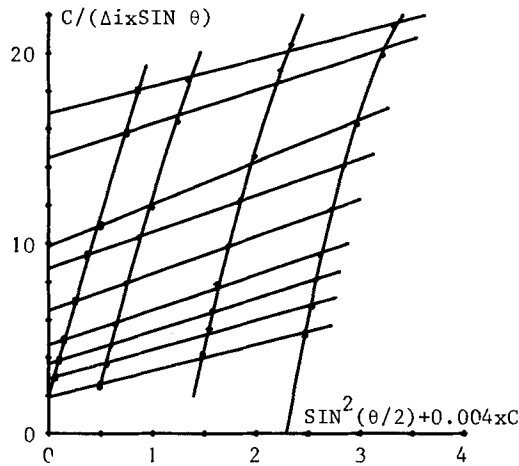


Fig. 1 : Zimm plot of HEC in binary mixture H_2O/NP_{14}

In all measurements, the solvent was a H_2O/NP_x binary mixture, prepared by dissolving surfactant in water during 12 hours. A weight amount of HEC ($C = 0.4g/l$) was dissolved in this binary mixture by slowly stirring for 60 hours to give clear solution. Dilutions were made with the binary solvent.

Solution were freed from dust just before LS measurements by centrifugation at high speed (18,000g), for 2 hours without reduction of concentration.

Reduced scattered intensities for zero concentration and angle were obtained by the Zimm method, an example of which is given in fig. 1. From such diagrams, an apparent polymer molecular weight \bar{M}_w^* can be deduced for the given binary solvent.

Results and discussion

Fig. 2 shows the evolution of \bar{M}_w^* , as determined from LS data, for several compositions of the two kinds of H_2O/NP_x mixtures. For these media, we consider that micellar surfactant solutions behave like classical binary solvents. In the investigated surfactant concentration range (0.4 to 3g/l), such an assumption seems to be supported by the absence of free species (due to the low cmc values) and by the independence of aggregate molecular weights on micellar concentration (7) ; furthermore, we verified that the particle scattering fonction $P(\theta)$ was 1 for the NP_{14} and NP_{20} micelles.

We have then determined the preferential adsorption coefficient α (see fig. 3) from the \bar{M}_w^* variations, using the Benoit and Strazielle relationship (9)

$$\bar{M}_w^* = \bar{M}_w \left(1 + \alpha \frac{(dn_{12}/d\phi_1)}{(dn/dC)_{\phi_1}} \right)^2$$

Where $(dn/dC)_{\phi_1}$ is the refractive index increment at constant binary solvent composition and $(dn_{12}/d\phi_1)$, the binary solvent refractive index increment.

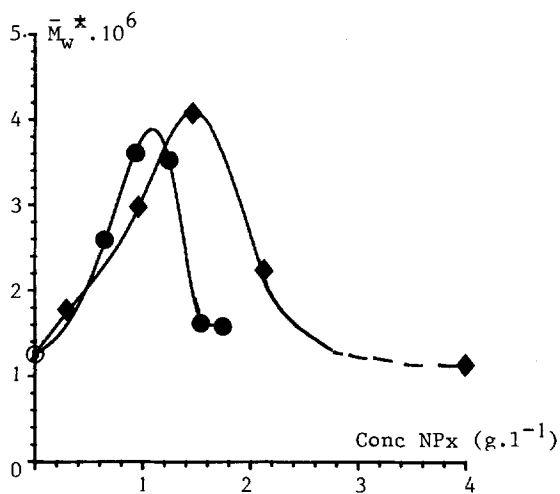


Fig. 2 : Dependence of \bar{M}_w^* on concentration of NP_x

◆ = NP_{14} ; ● = NP_{20}

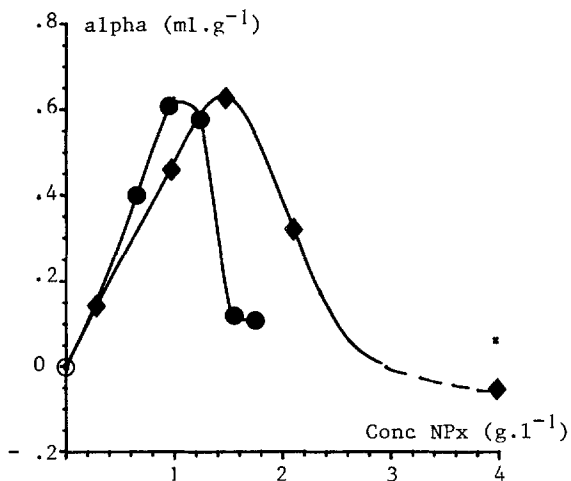


Fig. 3 : The preferential adsorption parameter α , as a function of

solvent composition for HEC/ NP_x / H_2O system. ◆ = NP_{14} ; ● = NP_{20}

In fig. 3, we can see that α values are positive, what indicates a preferential adsorption of micelles around polymer chains, for surfactant concentrations lower than about 2g/l for NP₂₀ and 3g/l for NP₁₄. At higher NP concentrations, preferential solvation no longer occurs since we found $\bar{M}_w^* \approx \bar{M}_w$ ($\alpha = 0$) and the binary solvent composition becomes the same in the neighbourhood of HEC chains as in the bulk.

We also tried to explain the differences observed between NP₁₄ and NP₂₀ for the coordinates of the two adsorption maxima (fig. 2 and 3). We think that they may proceed from the differences in size (r) of the two types of micelles, since

$$r_{NP_{20}} > r_{NP_{14}} \quad (7)$$

Owing to a greater steric hindrance for NP₂₀ micelles, the preferential adsorption maximum is reached at lower concentration (1.1g/l) than for NP₁₄ ones (1.5g/l). These preliminary results demonstrate that interactions occur in HEC/NP non ionic systems. Further investigations are on course with other surfactants and other techniques in order to get better understanding of the phenomenon.

Acknowledgement

This work has been supported by a grant from the Institut Français du Pétrole (Rueil Malmaison). We wish to thank Dr. B. Sillion and Dr. J.C. Miléo for helpful discussions.

References

- (1) B. CABANE and R. DUPLESSIX, *J. Phys.*, **43**, 1529 (1982)
- (2) T. GILANYI and E. WOLFRAM, *Colloids and Surfaces*, **3**, 181 (1981)
- (3) B. CABANE, *J. Phys. Chem.*, **81**, 17, 1639 (1977)
- (4) D.M. BLOOR, E. WYN-JONES, *J. Chem. Soc., Faraday Trans. 2*, **78**, 657 (1982)
- (5) F. WOLF, U. KOCH, *Faserforschung und Text.*, **29**, 6, 402 (1978)
- (6) V.S. SAITO, *Kolloid-Z. Z. Polym.*, **226**, 10 (1968)
- (7) M. SCHICK, S.M. ATLAS and F.R. EIRICH, *J. Phys. Chem.*, **66**, 1326 (1962)
- (8) L. HSIAO, H.N. DUNNING, P.B. LORENZ, *J. Phys. Chem.*, **60**, 657 (1956)
- (9) C. STRAZIELLE, in *Light Scattering from polymer solutions*, Chapter 14, Ed. Academic Press, London and New York (1972)

Received January 14, accepted after retyping February 21, 1983 C